

### LED-CHL-D

PROJECT	TYPE
CATALOG NUMBER	

#### PRODUCT DESCRIPTION

Extruded deep regressed aluminum channel with slide in frosted glossy lens that provides a rigid, deep set linear mounting platform for the following GM Lighting LEDTask Flexible LED Linear Ribbons:

For the following LEDTask™ Flexible Linear Ribbon Series	
LTR60/300 Series	12VDC High Output - Dry and Wet location
LTR60/300-SO Series	12VDC Standard Output - Dry and Wet location
GM100-24 Series	24VDC Standard Output - Dry and Wet location
LTR30024 Series	24VDC High Output - Dry and Wet location
LTR150-RGB Series	12VDC RGB Series - Dry location

#### MOUNTING

Mount into 3/4"W recessed channel using included mounting clips and screws or adhesive (by others).


Flexible LED linear ribbon uses attached 3M mounting tape. Use LED-CHL-D-EC endcaps for a finished look. Ordered separately.

#### LENS:

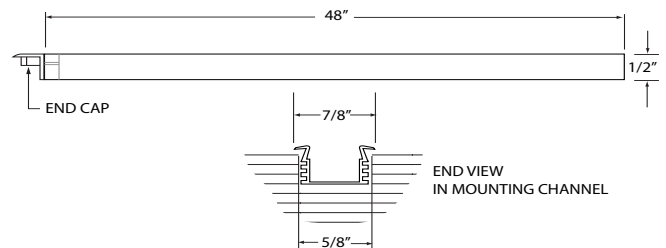
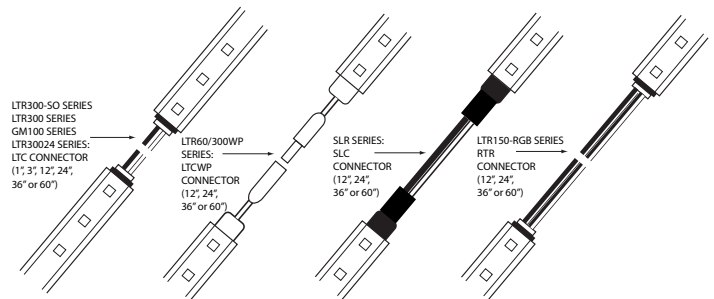
Comes with frosted glossy lens.

**NOTE:** Channels may not accommodate all ribbon to ribbon and ribbon to power supply connections. Please locate connections outside of channel interior.

Accessories	
LED-CHL-D-EC	Solid end caps (2) for LED-CHL-D End
LED-CHL-D-EC-H	caps with holes (2) for LED-CHL-D



PLEASE ALLOW THE FOLLOWING VISUAL CLEARANCE TO ALLOW FOR FLEXIBLE RIBBON TO RIBBON CONNECTORS



Model Number	Description	Length	Height	Width	Finish
LED-CHL-D	Deep regressed architectural aluminum channel	48"	1/2"	5/8"	Brushed Aluminum