

**24VDC LED ELECTRONIC  
90W PLUG-IN POWER SUPPLY**  
by  
**GMLighting**

Project: \_\_\_\_\_

Type: \_\_\_\_\_

Location: \_\_\_\_\_

Contact Phone: \_\_\_\_\_

**PRODUCT DESCRIPTION**

LED electronic power supply with 3 prong cord and plug. 24 VDC output. 120 AC input.

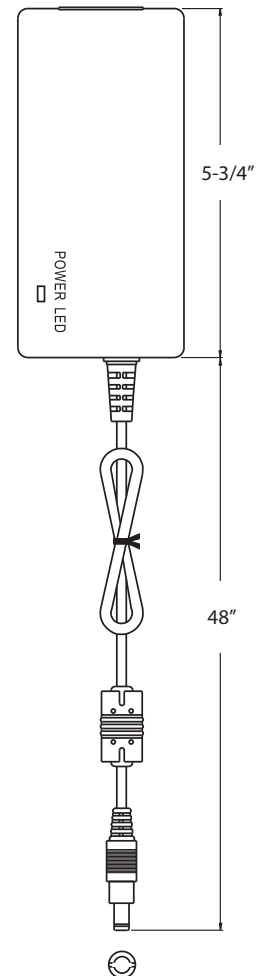
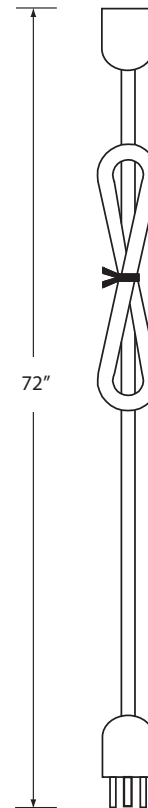
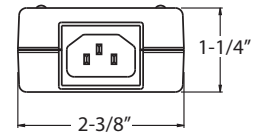
**PRODUCT SPECIFICATIONS**

**Construction:** Power supply is in a fully enclosed plastic case. Standard type P1M plug. LED indicator for power on.

**Electrical:** Output voltage 24 VDC. Short circuit, overload, over voltage and over temperature protections. 72" 3 prong cord and plug. 3.75 amps

**Label:** UL listed.

Not rated for outdoor use.



Catalog Number	Max. Wattage	Input Voltage	Amps	Output Voltage	Weight	Dimensions		
						L	W	H
LTP24-90	90W	120V	3.75	24 VDC	1.8 lbs.	5-3/4"	2-3/8"	1-1/4"

For voltage drop - see [www.gmlighting.net/voltagedrop.html](http://www.gmlighting.net/voltagedrop.html) or consult GM Lighting 2011 New Product Product Brochure, page 10.



GM Lighting, LLC • 9830 W. 190th St. • Unit F • Mokena, IL 60448  
Toll-Free: (866) 671-0811 FAX: (708) 478-2640 • [www.gmlighting.net](http://www.gmlighting.net)  
Specifications subject to change without notice. LTP24-90\_070611

