

VorteXLED Specification Series

5.8W, 24VDC ASYMMETRIC LED Tape Specification Sheet



Project Name	Type
--------------	------

Catalog #	Date
-----------	------

PRODUCT OVERVIEW

Our VorteXLED Series provides the ultimate architectural-grade optic tape option. Incorporating features that define the VorteXLED Series as truly state of the art linear LED tape for applications that not only require, but demand the specialized optics for wall grazing and asymmetric effects.



FEATURES

- Available in 2700K, 3000K and 4000K
- Order in 6 inches increments
- All configurations are factory built to order
- Compatible with LUXcontrol WiFi system
- Asymmetric distribution, 45° beam angle
- Dimmable
- Suitable for wet locations - IP65
- 3M adhesive back
- Maximum run on a given lead is 16'
- Factory cut only
- Field cuttable channel and lens



SPECIFICATIONS

ELECTRICAL

- 24VDC
- 5.8 watts per foot

OPTICS

- 90+ CRI

OPERATING TEMP

- -4F to 122 F

CERTIFICATION

- UL listed for US and Canada
- Title 24 compliant when used with used with specific drivers. Consult factory.
- Class 2
- IP65

WARRANTY

- 5-year warranty when paired with GM power supply

ORDERING INFORMATION

Example: VTX-A-24V-5.8W-27K-16

Model	Series	Voltage	Wattage	Color Temp	Reel Length
VTX	A (Asymmetric)	24V	5.8W	27K	XX
				30K	
				40K	

Note: Includes 48" leads. Factory sealed.

*Reel Length: XX = per foot

ACCESSORIES

Model	Description
VTX-TTC6	6in tape to tape connector
VTX-TTC12	12in tape to tape connector
VTX-TTC24	24in tape to tape connector
VTX-PCHW8	8ft. hardwired power feed
VTX-PCHW8-AF	8ft. hardwired power feed - alternate feed
VTX-EC	Tape end cap

Note: For compatible channels, see next page.

Accessories included in factory assembled components.

See selecting feed direction in this document to choose power feed.

CONTROLLERS

Model	Description
SHWC	Smart 2.4 GHz WiFi Controller, Single Color, 24V Low Voltage, 1-Channel / 2-Wire (Use LD-E driver)
SHWD	Smart 2.4 WiFi Dimmer, 120V, White (Use LD-ED driver)
SwitchLD SWD series	All in one power supply and wall dimmer

This product is compatible with 24V LD-MD, LD-ED and PSD series drivers.

VorteXLED Specification Series

5.8W, 24VDC ASYMMETRIC LED Tape Specification Sheet



Catalog No.	Length	Lumens/Ft.	CRI	Color Temp.	Max. Run
VTX-A-24V-5.8W-27K-FT	Per foot	510	90+	2700K	16'
VTX-A-24V-5.8W-30K-FT		540	90+	3000K	16'
VTX-A-24V-5.8W-40K-FT		570	90+	4000K	16'

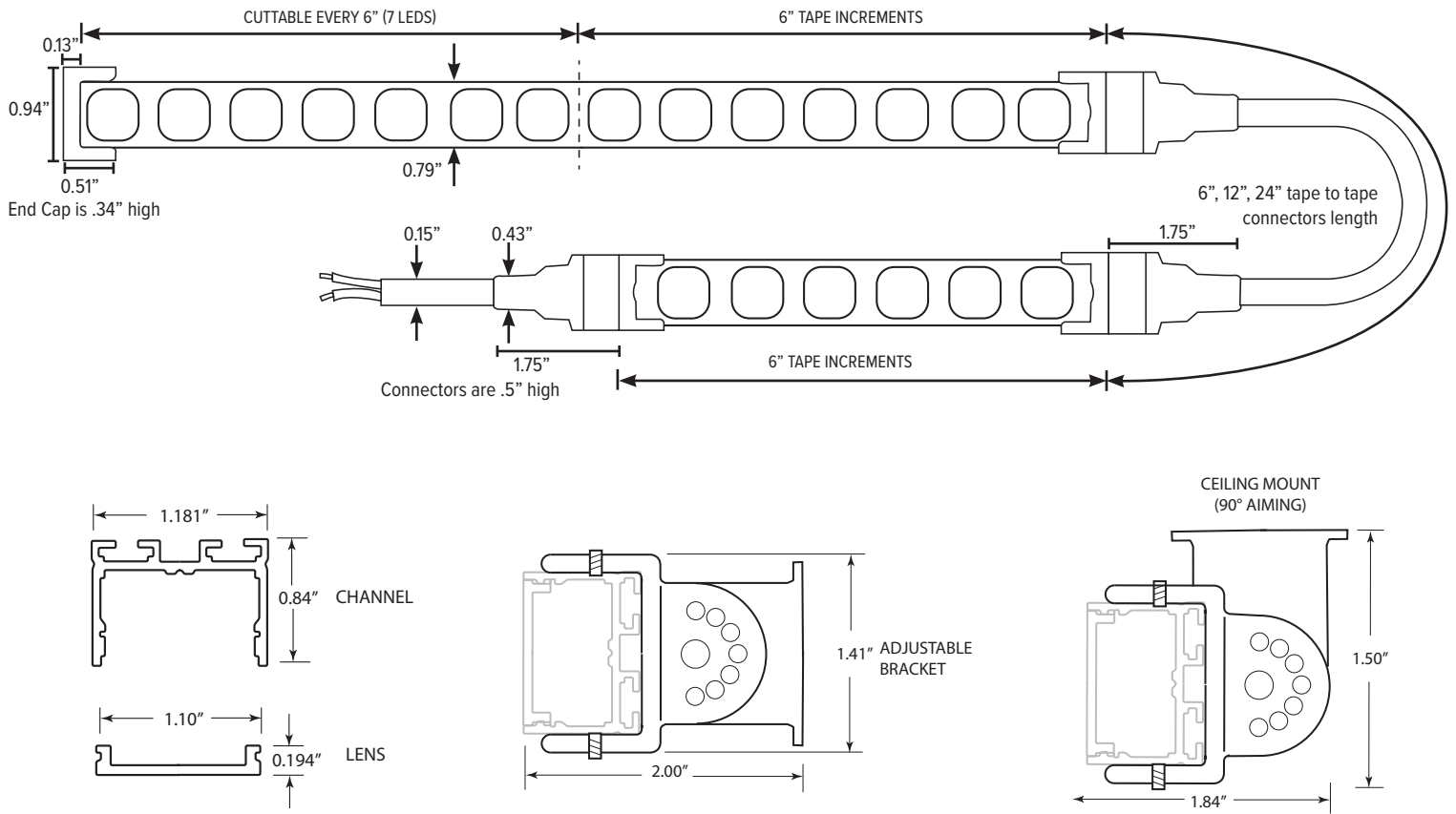
Kelvin temperature (color) ±100K.

CHANNELS

Model	Description
VTX-CHL4	VorteXLED 4ft. channel & internal tape clips
VTX-CHL6	VorteXLED 6ft. channel & internal tape clips
VTX-LENS-4	VorteXLED 4ft.lens for channel
VTX-LENS-6	VorteXLED 6ft. lens for channel
VTX-CHL-JC	VorteXLED 6ft. channel joint couplers set (set of 2 with set screws)
VTX-CHL-EC	VorteXLED 4ft. channel end cap (set of 2 for cord and no cord ends)
VTX-CHL-AMC	VorteXLED 4ft. channel adjustable mounting bracket (with 2 set screws, 2 wood screws, 2 wall anchors)

Note: Use minimum of 2 clips or brackets per 4ft of channel.

DIMENSION

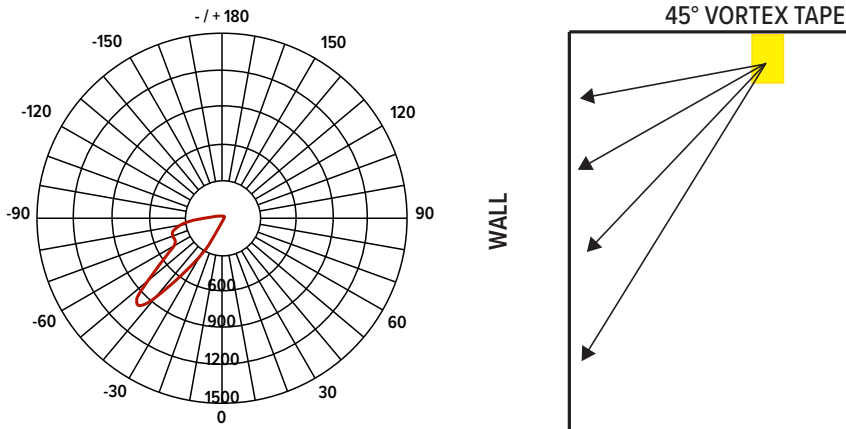


VorteXLED Specification Series

5.8W, 24VDC ASYMMETRIC LED Tape Specification Sheet



PHOTOMETRICS



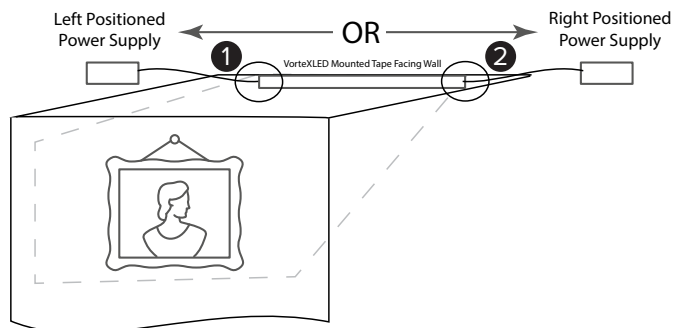
POWER FEED SELECTION

CEILING LEVEL MOUNT (tape facing wall)

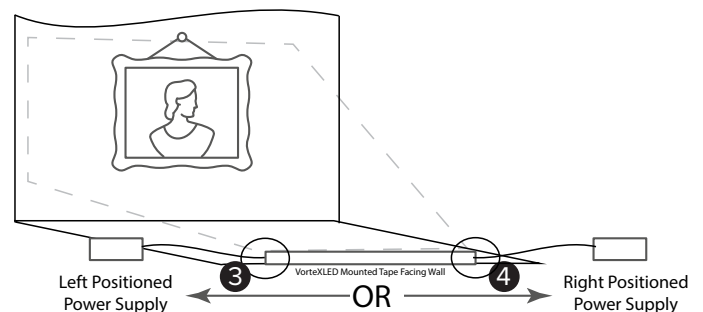
POWER FEED LOCATION	LEFT	RIGHT
POWER FEED NEEDED	VTX-PCHW-8-AF	VTX-PCHW-8
POWER FEED CONFIGURATION		

FLOOR LEVEL MOUNT (tape facing wall)

POWER FEED LOCATION	LEFT	RIGHT
POWER FEED NEEDED	VTX-PCHW-8	VTX-PCHW-8-AF
POWER FEED CONFIGURATION		



CEILING LEVEL MOUNT (tape facing wall)

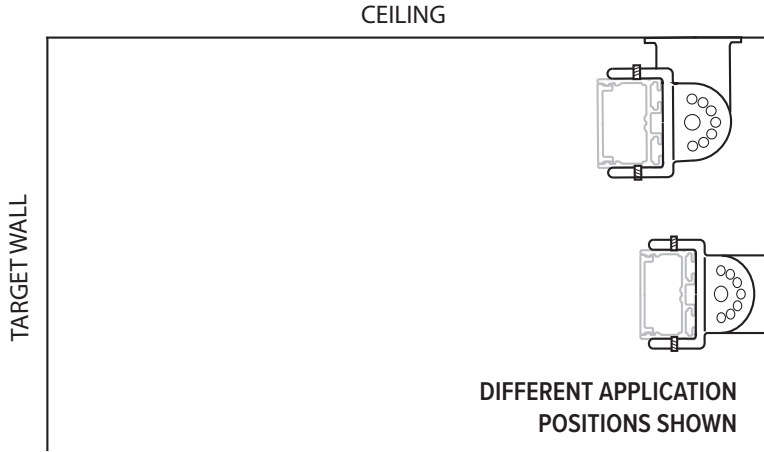


FLOOR LEVEL MOUNT (tape facing wall)

VorteXLED Specification Series

5.8W, 24VDC ASYMMETRIC LED Tape Specification Sheet

CEILING MOUNT - ADJUSTABLE BRACKET



WALL MOUNT - ADJUSTABLE BRACKET

